

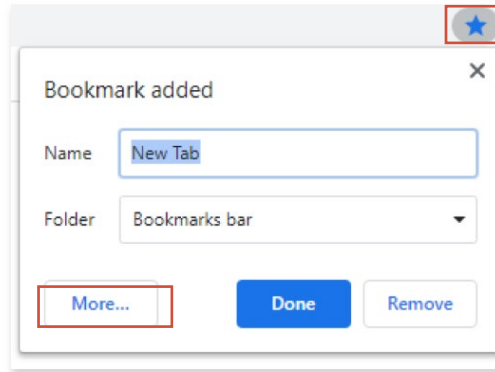
To ensure consistent Knowledge Center access, the bookmark must be manually added using the following Knowledge Center link to ensure the bookmark includes the full token, and will always direct correctly to the site:

<https://useindplafd01.azurefd.net/knowledge-center/independent08202020?=-wzMs64NjcXEoi5rLtu3PS8BRCqfGIK>

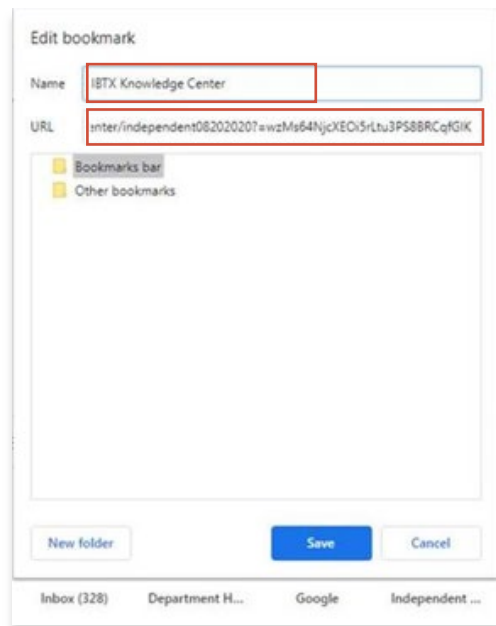
For specific examples on how to add the bookmark manually please see the steps below:

GOOGLE CHROME EXAMPLE

1. First left-click on the **Star** symbol to open the bookmark dropdown and then left-click on **More** to open the full bookmark editing/ adding screen.

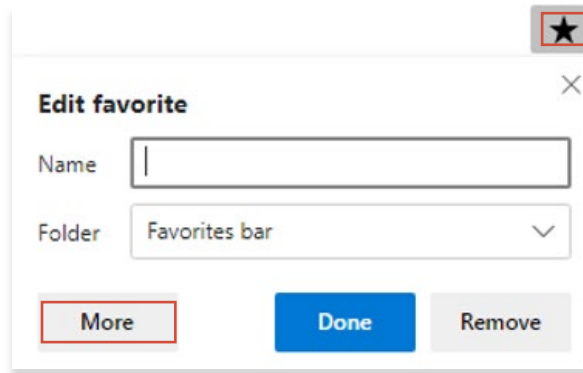


2. Enter in the desired bookmark name and directly copy/ paste the above URL.



INTERNET EXPLORER EXAMPLE

1. First left-click on the **Star** symbol to open the bookmark dropdown and then left-click on **More** to open the full bookmark editing/ adding screen.



2. Enter in the desired bookmark name and directly copy/ paste the above URL.

